

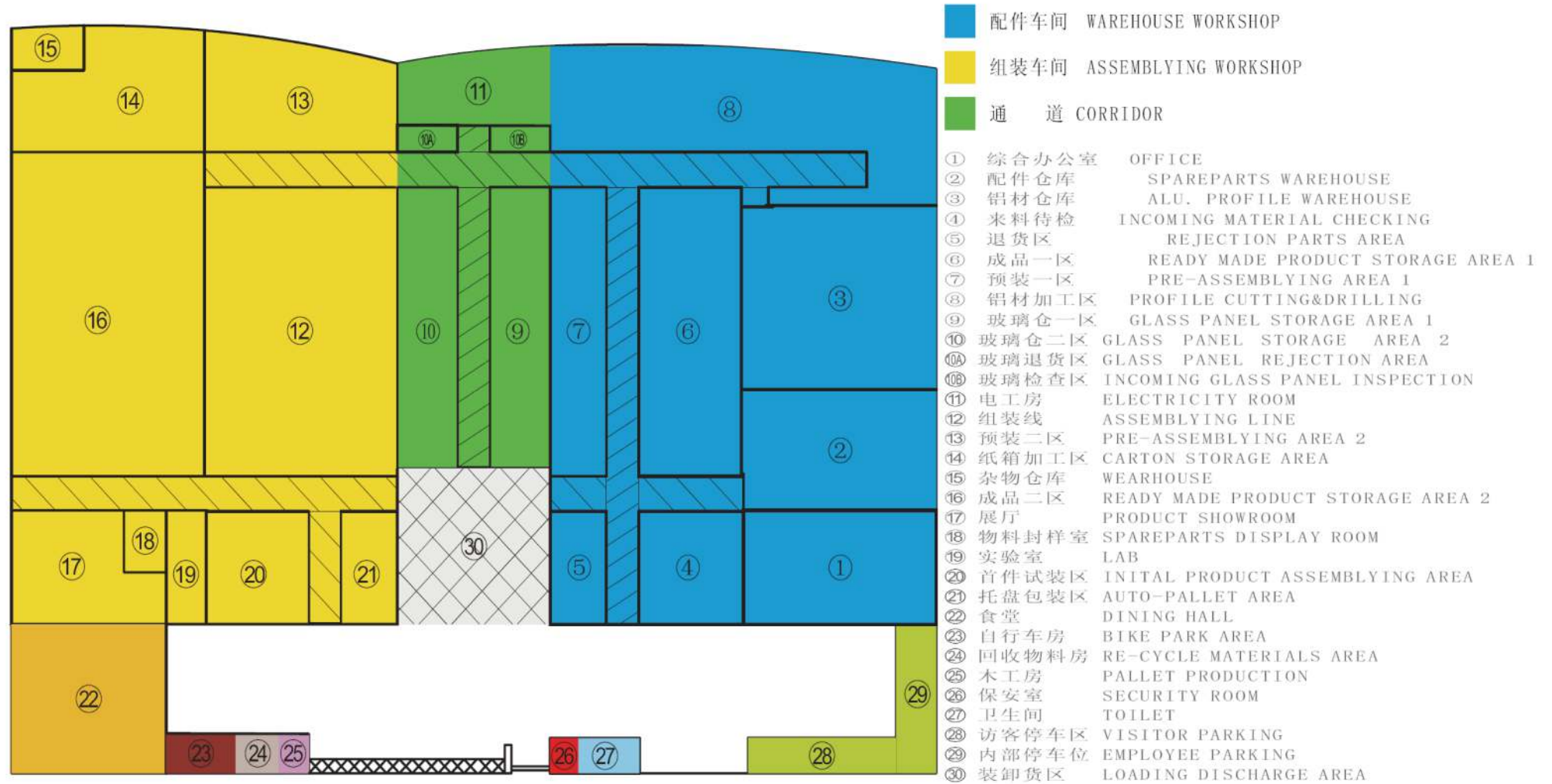
BECO

**SHOWER ENCLOSURE FACTORY
INTRODUCTION**

ZHONGSHAN/CHINA



BECCO SHOWER ENCLOSURE FACTORY LAYOUT



Factory total area : 9,600m²







office lobby



office



meeting room




testing room




chemical testing operation room




laser printing







3D Printer





corrosion testing




high-temperature aging testing



aluminium profile hardness testing



aluminium profile chrome layer thickness testing



aluminium profile chrome gloss/brightness testing



rolling stability testing



rotating stability testing



glass panel impact testing



water proof testing



packing safety testing



confirmed spareparts display room



show room



show room



show room



spareparts
warehouse










profile processing workshop



each single profile is well protected during production

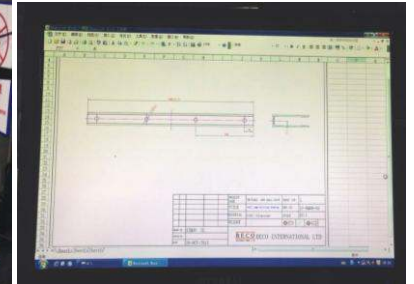





each profile will be carefully cleaned before packing
and packed into poly bag as protection























FACTORY
INFO











workshop-1



assembling line working with ERP control system



packing



glass panel after QC inspection



auto-pallet wrapping machine







worker dining hall

